



# Squeak toys and rattles



1

## EXPLORATORY PLAY

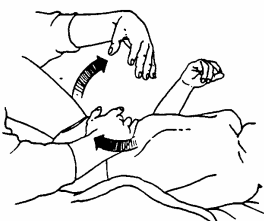
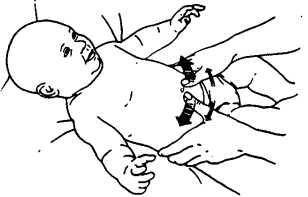
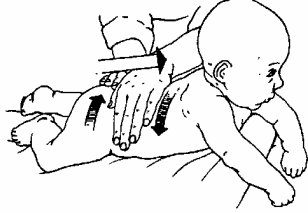
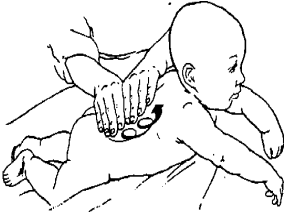




Highlight sensory dimensions and follow your baby's lead

LOOKING TIME	LISTENING TIME	TOUCHING TIME	MOVING TIME
<p><b>HIGH CONTRAST TOYS</b></p> <ul style="list-style-type: none"> <li>* Looks at toy</li> <li>* Track moving toy</li> <li>* Looks after dropped toy</li> <li>* Finds hidden toy</li> </ul>	<p><b>BELLS</b></p> <ul style="list-style-type: none"> <li>* Alerts to sound or voice</li> <li>* Attends to sound or voice</li> <li>* Searches for sound or voice</li> <li>* Plays with sound making toy</li> </ul>	<p><b>PLASTIC TOYS</b></p> <ul style="list-style-type: none"> <li>* Feels toy</li> <li>* Reaches, mouths and shakes toy</li> <li>* Bangs, waves, and transfers toy</li> <li>* Points, pokes, and activates toy</li> </ul>	<p><b>BALANCE</b></p> <ul style="list-style-type: none"> <li>* Lifts and rotates head</li> <li>* Shifts weight when tilted</li> <li>* Maintains balance sitting</li> <li>* Cruises or walks</li> </ul>

## BABY GAMES

gather and settle with baby board books, pat and turn pages, point to and talk about pictures

HELLO TIME	WAKE UP TIME	MEALTIME	BATHTIME
<p><b>WHO'S HERE TODAY?</b> LIFTING GAME Tune: "The Farmer in The Dell"</p> <p>_____ 's here today, _____ 's here today, We're so glad that _____ 's here, Let's all shout, "Hurray!" "Hurray!" How big is baby? Baby is so big!</p> <p>Name and lift Baby and ask, "What's new?"</p>	<p><b>HUMPTY DUMPTY</b> BOUNCING GAME</p> <p><i>Humpty Dumpty sat on the wall. Humpty Dumpty had a great fall. All the king's horses and All the king's men, Couldn't put Humpty together again.</i></p> <p>Bounce Baby to nursery rhyme.</p>	<p><b>PAT-A-CAKE</b> CLAPPING GAME</p> <p><i>Pat-a-cake, pat-a-cake, Baker's man, Bake me a cake, as fast as you can. Roll it, pat it, and mark it with a "B," And put it in the oven, for Baby and me.</i></p> <p>Clap and gesture to rhyme.</p>	<p><b>ROUND THE GARDEN</b> TICKLING GAME</p> <p><i>Round and round the garden, Went the Teddy Bear. One step, two steps, Tickle under there.</i></p> <p>Gesture to rhyme.</p>
<p><b>THE MONKEY AND THE WEASEL</b> LIFTING GAME</p> <p><i>All around the cobbler's bench, The monkey chased the weasel. The monkey thought 'twas all in fun. Pop! Goes the weasel.</i></p> <p>Lift Baby on "Pop!"</p>	<p><b>LITTLE RED WAGON</b> BOUNCING GAME Tune: "Oh My Darling Clemintine"</p> <p><i>Bumpin' up and down In my little red wagon. Bumpin' up and down In my little red wagon. Bumpin' up and down In my little red wagon. Won't you by my darling?</i></p> <p>Bounce Baby to song.</p>	<p><b>PEASE PORRIDGE HOT</b> CLAPPING GAME</p> <p><i>Pease porridge hot, Pease porridge cold, Pease porridge in the pot Nine days old. Some like it hot, Some like it cold, Some like it in the pot Nine days old!</i></p> <p>Clap Baby's hands to rhyme.</p>	<p><b>THESE ARE BABY'S FINGERS</b> BODY PART GAME</p> <p><i>These are Baby's fingers, These are Baby's toes, This is Baby's belly button, Round and round it goes.</i></p> <p>Touch Baby's body parts, to rhyme.</p>

LEARNING FUN			
Enjoy your baby, talk, play cuddle and sing			
TALKING TIME	PLAYING TIME		CUDDLING TIME
<p><b>FACE TO FACE INTERACTIONS</b></p> <ul style="list-style-type: none"> <li>* Make silly sounds to Baby</li> <li>* Imitate Baby's sounds</li> <li>* Take turns "talking" back and forth</li> <li>* Touch and name the parts of Baby's face</li> </ul> <p>Face to face interactions build attention and teach communications skills.</p>	<p><b>SQUEAK TOYS AND RATTLES</b></p> <ul style="list-style-type: none"> <li>* Explore squeak toys using all senses</li> <li>* Help baby anticipate actions of squeak toys and rattles</li> <li>* Let baby control actions of squeak toys and rattles</li> <li>* Play Peek-A-Boo games with squeak toys and rattles</li> </ul> <p>Exploring toys together encourages Baby to develop thinking skills.</p>		<p><b>ROCK A BYE BABY</b></p> <p><i>Rock-a-bye Baby, On the tree top, When the wind blows, The cradle will rock. When the bough breaks, The cradle will fall. And down will come Baby, Cradle and all.</i></p>
INFANT MASSAGE			
Massage stomach and back to piano background music			
PADDLE WHEEL	THUMBS TO SIDE	BACK AND FORTH	SMALL CIRCLES OVER BACK
			
BABY SIGNS			
Teach baby signs for people			
MOMMY	DADDY	BABY	FRIEND
			



# Stuffed animals



2

## EXPLORATORY PLAY

Highlight sensory dimensions and follow your baby's lead

LOOKING TIME	LISTENING TIME	TOUCHING TIME	MOVING TIME
<p><b>SHINY TOYS</b></p> <ul style="list-style-type: none"> <li>* Looks at toy</li> <li>* Tracks moving toy</li> <li>* Looks after dropped toy</li> <li>* Finds hidden toy</li> </ul>	<p><b>DRUMS</b></p> <ul style="list-style-type: none"> <li>* Alerts to sound or voice</li> <li>* Attends to sound or voice</li> <li>* Searches for sound or voice</li> <li>* Plays with sound making toy</li> </ul>	<p><b>FABRIC TOYS</b></p> <ul style="list-style-type: none"> <li>* Feels toy</li> <li>* Reaches, mouths and shakes toy</li> <li>* Bangs, waves, and transfers toy</li> <li>* Points, pokes, and activates toy</li> </ul>	<p><b>STRENGTHENING</b></p> <ul style="list-style-type: none"> <li>* Relaxes to swaddling</li> <li>* Bears weight on arms</li> <li>* Bears weight on legs and crawls</li> <li>* Pulls to stand and bounces</li> </ul>

## BABY GAMES

Gather and settle with baby board books, pat and turn pages, point to and talk about pictures

HELLO TIME	WAKE UP TIME	MEALTIME	BATHTIME
<p><b>WHO'S HERE TODAY?</b> LIFTING GAME <i>Tune: "The More We Get Together"</i></p> <p><i>Oh, here we are together, together together. Oh here we are together at our school. Here's _____, and _____, and _____ and _____, etc. Oh, here we are together at our school. How big is baby? Baby is so big!</i></p> <p>Name and lift each Baby and ask what's new.</p>	<p><b>MARY HAD A LITTLE LAMB</b> BOUNCING GAME</p> <p><i>Mary had a little lamb, Little lamb, little lamb. Mary had a little lamb, Its fleece was white as snow.</i></p> <p>Bounce Baby to nursery rhyme.</p>	<p><b>PAT-A-CAKE</b> CLAPPING GAME</p> <p><i>Pat-a-cake, pat-a-cake, Baker's man, Bake me a cake, as fast as you can. Roll it, pat it, and mark it with a "B," And put it in the oven, for Baby and me.</i></p> <p>Clap and gesture to rhyme.</p>	<p><b>ROUND THE GARDEN</b> TICKLING GAME</p> <p><i>Round and round the garden, Went the Teddy Bear. One step, two steps, Tickle under there.</i></p> <p>Gesture to rhyme.</p>
<p><b>SUN AND MOON</b> LIFTING GAME <i>Tune: "Here We Go Loop-D-Loo"</i></p> <p>Baby go up to the sun, Baby go up to the moon, Baby go up to the chimney top, Every afternoon.</p> <p>Lift Baby to rhyme.</p>	<p><b>HERE THERE AND EVERYWHERE</b> LIFTING AND BOUNCING GAME</p> <p>Lift you here, lift you there, Lift you, lift you everywhere. Bounce you here, bounce you there, Bounce you, bounce you everywhere. Hug you here, hug you there, Hug you, hug you everywhere.</p> <p>Lift, bounce, and hug Baby to rhyme.</p>	<p><b>OPEN SHUT THEM</b> CLAPPING GAME</p> <p><i>Open, shut them, Open, shut them, Give a little clap, clap, clap. Open, shut them, Open, shut them, Put them in your lap, lap, lap.</i></p> <p>Help Baby to move hands to rhyme.</p>	<p><b>LITTLE MOUSIE</b> TICKLING GAME</p> <p><i>Tickle, tickle, little mouseie, Way up into _____'s housie.</i></p> <p>Walk finger's up Baby's body and then gently tickle.</p>

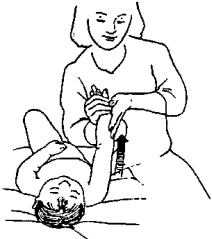

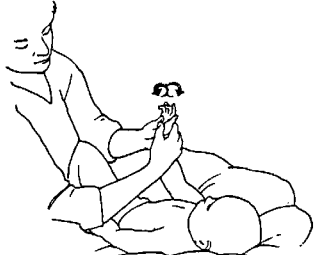
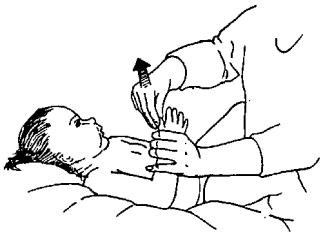
**LEARNING FUN**

*Stuffed animals*

TALKING TIME	PLAYING TIME	CUDDLING TIME
<p align="center"><b>RHYMING</b></p> <ul style="list-style-type: none"> <li>* Recite a nursery rhyme</li> <li>* Clap Baby's hands to a rhyme</li> <li>* Read poem to Baby</li> <li>* Make up a word that rhymes with Baby's name</li> </ul> <p align="center"><i>Rhyming teaches Baby the cadence and rhythm of language.</i></p>	<p align="center"><b>STUFFED ANIMALS</b></p> <ul style="list-style-type: none"> <li>* Explores stuffed animals using all senses</li> <li>* Point to body parts on the stuffed animals</li> <li>* Turn the stuffed animals upside down</li> <li>* Play Peek-a-boo games with stuffed animals</li> </ul> <p align="center"><i>Exploring toys together encourages Baby to develop thinking skills.</i></p>	<p align="center"><b>YOU ARE MY SUNSHINE</b></p> <p align="center"><i>You are my sunshine, My only sunshine. You make me happy, When skies are gray. You'll never know dear, How much I love you. Please don't take, My sunshine away.</i></p>

**INFANT MASSAGE**

*Massage arms and hands to string background music*

SWEDISH MILKING	ROLLING	SMALL CIRCLES IN PALM	SQUEEZE EACH FINGER
			

**BABY SIGNS**

*Teach baby signs for playthings*

BALL	BEAR	BLANKET	BOOK
			



# Blocks and cups



EXPLORATORY PLAY			
Highlight sensory dimensions and follow your baby's lead			
LOOKING TIME	LISTENING TIME	TOUCHING TIME	MOVING TIME
<p><b>LIGHT TOYS</b></p> <ul style="list-style-type: none"> <li>* Looks at toy</li> <li>* Tracks moving toy</li> <li>* Looks after dropped toy</li> <li>* Finds hidden toy</li> </ul>	<p><b>PIANOS</b></p> <ul style="list-style-type: none"> <li>* Alerts to sound or voice</li> <li>* Attends to sound or voice</li> <li>* Searches for sound or voice</li> <li>* Plays with sound making toy</li> </ul>	<p><b>WOOD TOYS</b></p> <ul style="list-style-type: none"> <li>* Feels toy</li> <li>* Reaches, mouths and shakes toy</li> <li>* Bangs, waves, and transfers toy</li> <li>* Points, pokes, and activates toy</li> </ul>	<p><b>MOVEMENT</b></p> <ul style="list-style-type: none"> <li>* Rolls back and forth</li> <li>* Gets in and out of sitting</li> <li>* Crawls to explore</li> <li>* Pulls to stand and walk</li> </ul>
BABY GAMES			
Gather and settle with baby board books, pat and turn pages, point to and talk about pictures.			
HELLO TIME	WAKE UP TIME	MEALTIME	BATHTIME
<p><b>WHO'S HERE TODAY?</b> LIFTING GAME</p> <p><i>Tune: "The Farmer On The Dell"</i></p> <p>_____ 's here today,                      _____ 's here today,                      We're so glad that _____ 's here,                      Let's all shout, "Hurray!" "Hurray!"                      How big is baby? Baby is so big.</p> <p>Name and lift each Baby and ask, "What's new?"</p> <p><b>LEG OVER LEG</b> LIFTING GAME</p> <p>Leg over leg,                      As the dog went to Dover.                      He came to a fence,                      And whoops!                      He jumped over.</p> <p>Move Baby's legs and lift to game.</p>	<p><b>JACK AND JILL</b> BOUNCING GAME</p> <p>Jack and Jill went up the hill                      To fetch a pail of water.                      Jack fell down and broke his crown                      And Jill came tumbling after.</p> <p>Bounce Baby to nursery rhyme.</p> <p><b>BOUNCY, BOUNCY</b> BOUNCING GAME</p> <p>Bouncy, bouncy, we like to bouncy.                      Bouncy, bouncy, one, two, three!                      Bouncy, bouncy, we like to bouncy,                      Bouncy, bouncy, bounce with me!</p> <p>Bounce Baby on knee to rhyme.</p>	<p><b>PAT-A-CAKE</b> CLAPPING GAME</p> <p>Pat-a-cake, pat-a-cake, Baker's man,                      Bake me a cake, as fast as you can.                      Roll it, pat it, and mark it with a "B,"                      And put it in the oven, for Baby and me.</p> <p>Clap and gesture to rhyme.</p> <p><b>IF YOU'RE HAPPY</b> CLAPPING GAME</p> <p>If you're happy and you know it,                      Clap your hands.                      If you're happy and you know it,                      Clap your hands.                      If you're happy and you know it,                      Then your face will surely show it.                      If you're happy and you know it,                      Clap your hands.</p> <p>Clap Baby's hands to song.</p>	<p><b>ROUND THE GARDEN</b> TICKLING GAME</p> <p>Round and round the garden,                      Went the Teddy Bear.                      One step, two steps,                      Tickle under there.</p> <p>Gesture to rhyme.</p> <p><b>THIS LITTLE PIGGY</b> TICKLING GAME</p> <p>This little piggy went to market.                      This little piggy stayed home.                      This little piggy had roast beef.                      This little piggy had none.                      This little piggy cried                      Wee, wee, wee all the way home.</p> <p>Touch Baby's fingers or toes to rhyme.</p>

## LEARNING FUN

Enjoy your baby, talk, play, cuddle and sing

TALKING TIME	PLAYING TIME	CUDDLING TIME
<p><b>TELL ME A STORY</b></p> <ul style="list-style-type: none"> <li>* Talk about what you are doing</li> <li>* Talk about what Baby is doing</li> <li>* Ask Baby questions</li> <li>* Wait for Baby to talk back to you</li> </ul> <p>Talking to Baby teaches new words and develops communication skills.</p>	<p><b>BLOCKS AND CUPS</b></p> <ul style="list-style-type: none"> <li>* Explore blocks and cups using all senses</li> <li>* Bang two blocks together</li> <li>* Help baby put blocks in and out of cups</li> <li>* Play peek-a-boo games with blocks and cups</li> </ul> <p>Exploring toys together encourages Baby to develop thinking skills.</p>	<p><b>TWINKLE TWINKLE</b></p> <p><i>Twinkle, twinkle little star, How I wonder what you are? Up above the world so high, Like a diamond in the sky. Twinkle, twinkle little star, How I wonder what you are?</i></p>

## INFANT MASSAGE

Massage legs to orchestra background music

INDIAN MILKING	WRINGING	SWEDISH MILKING	ROLLING

## Baby signs

Teach baby signs for requests

UP	WANT	MORE	BYE-BYE



# BUSY TOYS



4

## EXPLORATORY PLAY

Highlight sensory dimensions and follow your baby's lead

LOOKING TIME	LISTENING TIME	TOUCHING TIME	MOVING TIME
<p><b>NEON TOYS</b></p> <ul style="list-style-type: none"> <li>* Looks at toy</li> <li>* Tracks moving toy</li> <li>* Looks after dropped toy</li> <li>* Finds hidden toy</li> </ul>	<p><b>CLACKERS TIME</b></p> <ul style="list-style-type: none"> <li>* Alerts to sound or voice</li> <li>* Attends to sound or voice</li> <li>* Searches for sound or voice</li> <li>* Plays with sound making toy</li> </ul>	<p><b>METAL TOYS</b></p> <ul style="list-style-type: none"> <li>* Feels toy</li> <li>* Reaches, mouths and shakes toy</li> <li>* Bangs, waves, and transfers toy</li> <li>* Points, pokes, and activates toy</li> </ul>	<p><b>VESTIBULAR</b></p> <ul style="list-style-type: none"> <li>* Calms to rocking</li> <li>* Enjoys baby swing</li> <li>* Enjoys bouncing/lifting games</li> <li>* Enjoys riding toy</li> </ul>

## BABY GAMES

Gather and settle with baby board books, pat and turn pages, point to and talk about pictures

HELLO TIME	WAKE UP TIME	MEALTIME	BATHTIME
<p><b>WHO'S HERE TODAY?</b> LIFTING GAME <i>Tune: "The More We Get Together"</i></p> <p><i>Oh, here we are together, together together Oh here we are together at our school. Here's _____, and _____, and _____, and _____, etc. Oh, here we are together at our school. How big is baby? Baby is so big!</i></p> <p>Name each Baby and ask what's new.</p> <p><b>JACK IN THE BOX</b> LIFTING GAME</p> <p><i>Jack in the box, Sits so still. Won't you come out? Yes I will!</i></p> <p>Lift Baby to game.</p>	<p><b>HICKORY DICKORY DOCK</b> BOUNCING GAME</p> <p><i>Hickory Dickory Dock, The mouse ran up the clock. The clock struck one The mouse ran down, Hickory, Dickory dock.</i></p> <p>Bounce Baby to nursery rhyme.</p> <p><b>ON AND ON</b> BOUNCING GAME</p> <p><i>Father, mother, and uncle John, Rode to the doctor one by one, Father fell off, Mother fell off, And Uncle John rode on and on, And Uncle John rode on.</i></p> <p>Bounce Baby to rhyme.</p>	<p><b>PAT-A-CAKE</b> CLAPPING GAME</p> <p><i>Pat-a-cake, pat-a-cake, Baker's man, Bake me a cake, as fast as you can. Roll it, pat it, and mark it with a "B," And put it in the oven, for Baby and me.</i></p> <p>Clap and gesture to rhyme.</p> <p><b>MAKE A PANCAKE</b> CLAPPING GAME</p> <p><i>Make a pancake, pat, pat, pat. Do not make it fat, fat, fat. You must make it flat, flat, flat. Make a pancake just like that!</i></p> <p>Clap Baby's hands to rhyme.</p>	<p><b>ROUND THE GARDEN</b> TICKLING GAME</p> <p><i>Round and round the garden, Went the Teddy Bear. One step, two steps, Tickle under there.</i></p> <p>Gesture to rhyme.</p> <p><b>CRISS CROSS APPLESAUCE</b> TICKLING GAME</p> <p><i>Criss cross applesauce, A cool breeze, A tight squeeze, And a tickle, tickle, tickle, If you please.</i></p> <p>Gesture to rhyme.</p>

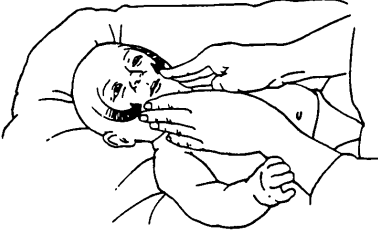

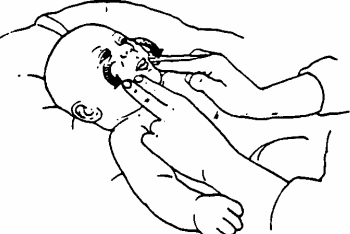

**LEARNING FUN**

Busy toys

TALKING TIME	PLAYING TIME	CUDDLING TIME
<p style="text-align: center;"><b>SINGING</b></p> <ul style="list-style-type: none"> <li>* Hum and sing to Baby</li> <li>* Dance and sing with Baby</li> <li>* Listen to music and sing with Baby</li> <li>* Play musical instruments together</li> </ul> <p style="text-align: center;">Music uses all parts of Baby's brain and helps language and math skills develop.</p>	<p style="text-align: center;"><b>BUSY TOYS</b></p> <ul style="list-style-type: none"> <li>* Explore cause and effect toy using all senses</li> <li>* Help baby anticipate action of cause and effect toy</li> <li>* Let baby control action or cause and effect toy</li> <li>* Play Peek-A-Boo game with cause and effect toy</li> </ul> <p style="text-align: center;">Exploring at toys together encourages Baby to develop thinking skills.</p>	<p style="text-align: center;"><b>LULLABY AND GOODNIGHT</b></p> <p style="text-align: center;"><i>Lullaby and goodnight, Sleep is softly around you. While your dreams fill your eyes, With a melody of love. Lay you down now to rest, May your slumber be blessed. Lay you down now to rest, May your slumber be blessed.</i></p>

**INFANT MASSAGE**

Massage face to woodwind background music

FOREHEAD TO MOUTH	EYEBROW TO MOUTH	NOSE TO MOUTH	AROUND THE EARS
			

**BABY SIGNS**

Teach baby signs for eating

EAT	DRINK	APPLE	COOKIE
			